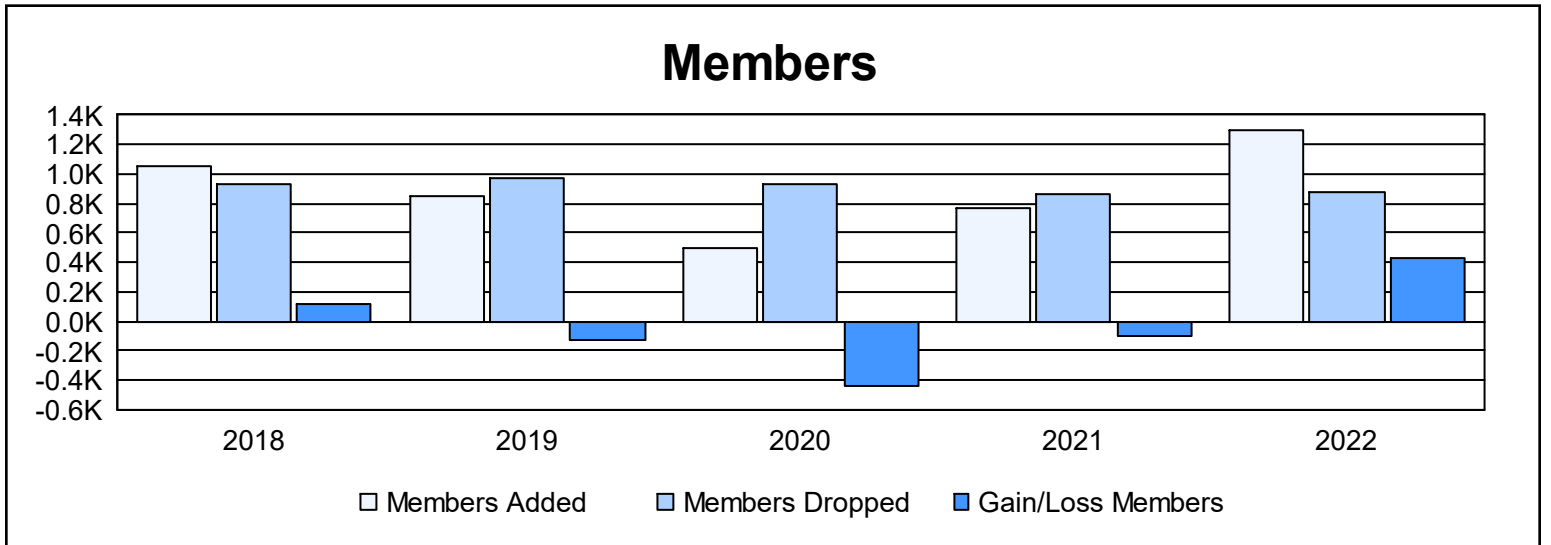
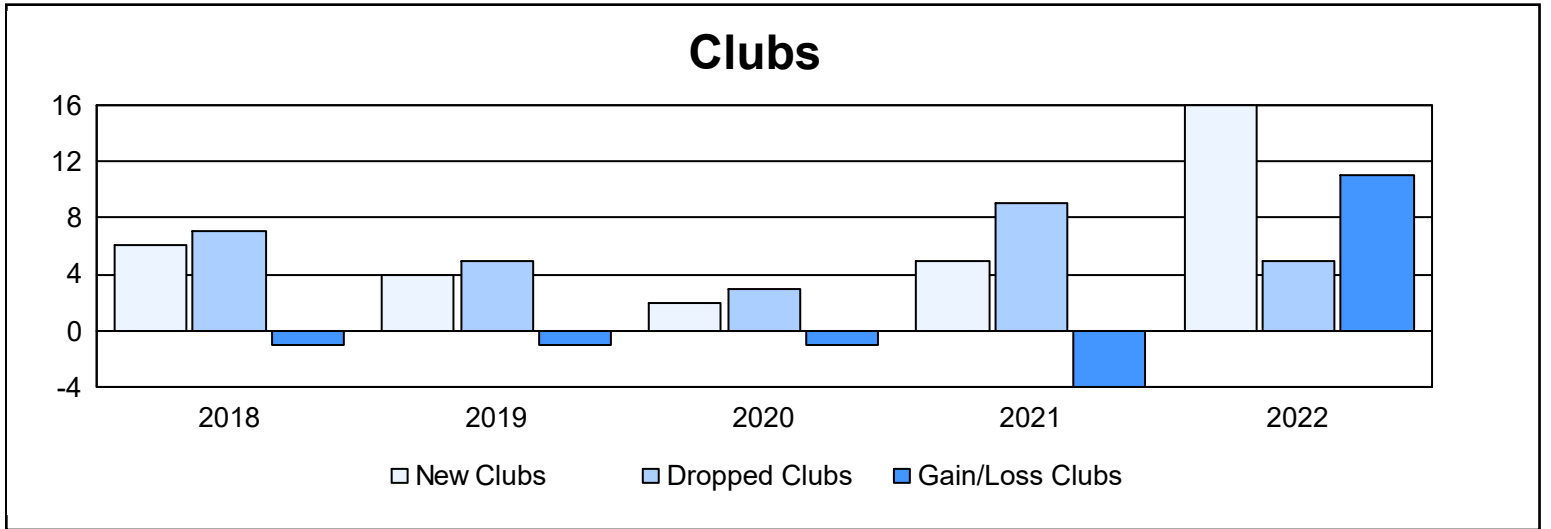
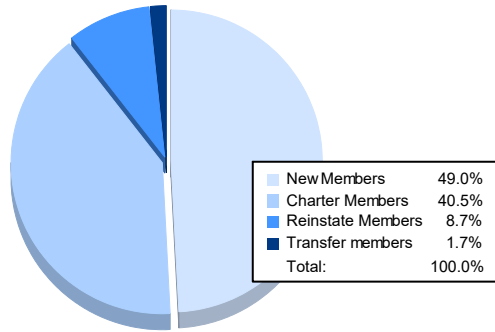


Year	New Clubs	Dropped Clubs	Gain/ Loss Clubs	New Members	Charter Members	Reinstate Members	Transfer Members	Total Member Added	Total Members Dropped	Gain/ Loss Members
2017-2018	6	7	-1	845	160	32	11	1,048	927	121
2018-2019	4	5	-1	678	106	44	23	851	977	-126
2019-2020	2	3	-1	372	65	37	17	491	937	-446
2020-2021	5	9	-4	527	150	81	15	773	867	-94
2021-2022	16	5	11	639	528	114	22	1,303	872	431
<b>Average</b>	<b>7</b>	<b>6</b>	<b>1</b>	<b>612</b>	<b>202</b>	<b>62</b>	<b>18</b>	<b>893</b>	<b>916</b>	<b>-23</b>



### Membership Composition June 2022 Cumulative



### Gender Composition June 2022 Cumulative

